



Together we're helping
build safer, stronger
structures.



AUSTRALIA
1300 STRONGTIE
(1300 787664)
strongtie.com.au



NEW ZEALAND
09 477 4440
strongtie.co.nz

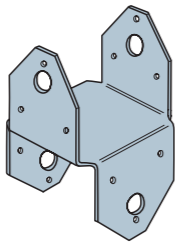
Engineered Structural Connections

For Outdoor Structures

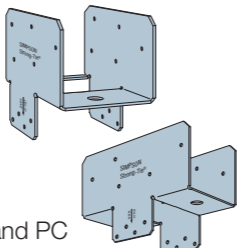
1.
Strong-Drive®
SDWS TIMBER Screw
Structural timber to timber applications e.g. Ledgers and Deck Frames, Stud to Plate and Lintel.



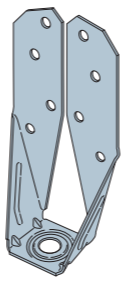
2.
BC
Post Cap
Post to Bearer




3.
EPC and PC
Column Caps
Post to Bearer



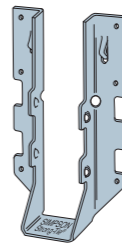
4.
DTT2
Tension Tie
Lateral-load connections. Stud/Bottom Plate to Foundation



15.
DTT1
Deck Tension Tie
Lateral-load connections



16.
LUS
Double Shear Joist Hanger
Joist to Header/Beam



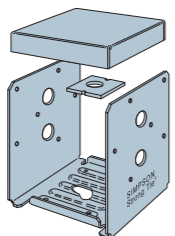
17.
LSC
Adjustable Stair-Stringer Connector
Stringer to header/beam



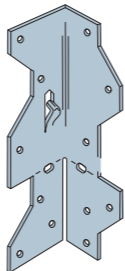
18.
TA
Staircase Angles
Tread to stringer



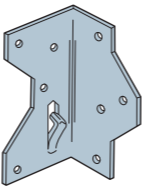
5.
ABU
Adjustable Post Base
Post and Column to Concrete




6.
A35
Framing Angle
Allows instant, accurate field bends for all two- and three-way ties



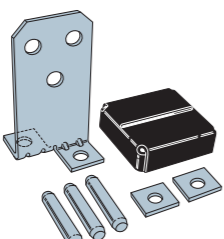
7.
A34
Framing Angle
For various 90° connections



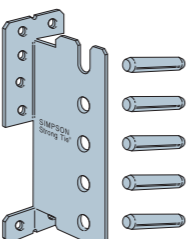
19.
Deck-Drive™
Premium Fasteners for various decking applications.



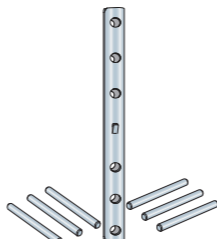
8.
CPT
Concealed Post Base
Post and Column to Concrete



CJT
Concealed Joist Tie
Joist to Header/Beam



9.
CBT
Concealed Beam Tie
Joist to Header/Beam



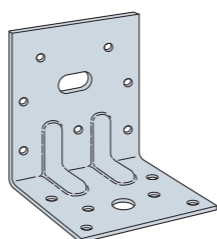
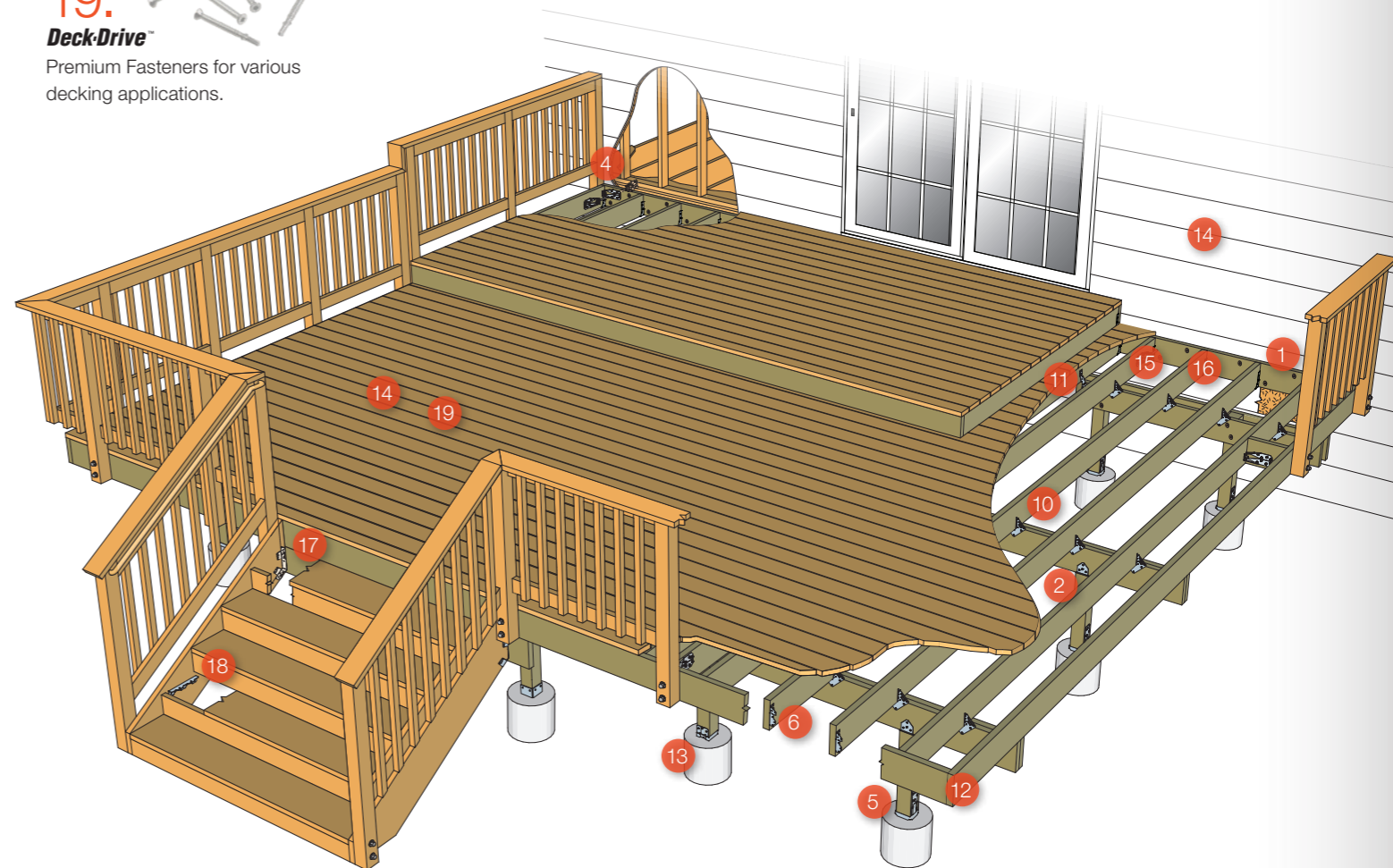
10.
H1.81Z
Hurricane Tie
Designed to suit 45mm timber Joist to Bearer connection Rafter to Top Plate connection



11.
H2.5A
Hurricane Tie
Truss/ Rafter and Top Plate to Beam



12.
E5
Reinforced Angle Bracket
Typical applications include fixing trusses, purlins and posts

PLEASE NOTE


The products and applications shown are a combination of Simpson Strong-Tie Australia and New Zealand offerings.

Please contact your local office or refer to respective website for available products.

13.
AT-HP Blue
Anchoring Adhesive
Colour change technology for onsite peace of mind



14.
QuikDrive® Helping you work faster on cladding, underlay, subfloor and decking jobs — All from a standing position.




Engineered Structural Connections

All Under One Roof

"Our loads are tested, not just calculated."

1. Strong-Drive® SDWS TIMBER Screw
Structural timber to timber applications e.g. Ledgers and Deck Frames, Stud to Plate and Lintel.

2. BC Post Cap
Post to Bearer

3. EPC and PC Column Caps
Post to Bearer

4. DTT2 Tension Tie
Lateral-load connections. Stud/Bottom Plate to Foundation

15. SAE Face Fix Joist Hanger
Joist to Header/Beam

16. SDE Split Joist Hangers
Joist to Header/Beam

17. IUSE Face Fix I-Joist Hanger
I-joist to Header/Beam

18. Top Fix I-Joist Hanger
I-joist to Header/Beam

27. Strong-Drive® SDWC TRUSS Screw
Truss/Rafter to Top Plate and Stud to Plate

28. TCP Truss Clip
Truss/Rafter to Top Plate

29. Heli-Tie™ Wall Ties
For repairing cracks in brick walls, and pinning cavity brick walls

30. TSP and SP Stud Plate Ties
Top/Bottom Plate to Stud

5. ABU Adjustable Post Base
Post and Column to Concrete

6. A35 Framing Angle
Allows instant, accurate field bends for all two- and three-way ties

7. A34 Framing Angle
For various 90° connections

19. IUC Concealed Flange Hanger
Joist to Header/Beam

20. LSSU Adjustable Light Slopeable/ Skewable U Hanger
Rafter/Joist to Beam

31. RR Ridge Rafter Connector
Rafter to Ridge Beam

8. CPT Concealed Post Base
Post and Column to Concrete

9. CBT Concealed Beam Tie
Joist to Header/Beam

21. VPA Variable Pitch Connector
Joist to Top Plate

31. S/WBT32 Wall Brace Tensioner
Strap-Brace Tensioner

10. H1.81Z Hurricane Tie
Designed to suit 45mm timber Joist to Bearer connection Rafter to Top Plate connection

11. H2.5A Hurricane Tie
Truss/ Rafter and Top Plate to Beam

12. E5 Reinforced Angle Bracket
Typical applications include fixing trusses, purlins and posts

22. LCE Light Post Cap End
Post to Beam

31. Titen® Concrete and Masonry Screws

13. AT-HP Blue Anchoring Adhesive
Colour change technology for onsite peace of mind

14. QuikDrive® Helping you work faster on cladding, underlay, subfloor and decking jobs — All from a standing position.

23. H6 Hurricane Tie
Truss/ Rafter and Top Plate to Beam

24. MASA Mud sill Anchor
Ties Bottom Plate to Foundation

25. HTT Tension Tie
Stud/Bottom Plate to Foundation

26. HDU HDU Holdown
Heavy Duty Stud/Bottom Plate to Foundation

32. THD Heavy Duty Screw Anchor
Bottom plate fixing

33. PT-27 Powder-Actuated Tool

34. Crack-Repair Adhesive Systems
For concrete crack repair

34. Strong-Rod™ Anchor Tiedown System
For midrise shearwall overturning restraint

PLEASE NOTE
The products and applications shown are a combination of Simpson Strong-Tie Australia and New Zealand offerings. Please contact your local office or refer to respective website for available products.



60+ YEARS OF PERFORMANCE AND ENGINEERING

Barclay Simpson founded our company on a simple philosophy – let’s help our customers solve problems. That belief permeates everything we do. So whether we’re testing a new product, or every batch of screws we make before you get them, providing technical or field support, or leading a training workshop, we’re constantly thinking about the needs of our customers. It’s our people and their commitment to delivering the highest quality products and customer service that give you the confidence and trust to partner with us in building safer, stronger structures.