

CBH

Concealed Beam Hanger



Allows for glulam to be delivered to the jobsite in precise lengths and with preinstalled concealed hangers

Computer modeling and CNC manufacturing enables glulam to be delivered to the jobsite in precise lengths and with preinstalled concealed hangers. The CBH concealed beam hanger is specifically designed for such applications.

Materials

- 6mm Carbon Steel

Finish

- Z275 Galvanised




Features & Benefits


- Concealed for architectural aesthetics and fire-rated performance
- Multiple router options to suit jobsite needs
- The CBH hanger design provides for a +/- 0.8 mm beam length tolerance at each connector, making it easier to crane into place than other concealed hanger designs
- 1-hr and 2-hr fire resistance ratings per ASTM E119
- Inter-story drift performance tested to over 2%
- Installed with readily available Simpson Strong-Tie® SDS Heavy-Duty Connector screws.

Applications

- Beam to Post
- Beam to Panel
- Beam to Beam



CBH2.37x5.5B-KT



CBH2.37x7.63B-KT

Simpson Strong-Tie® Australia
Call **1300 STRONG (1300 787664)**
www.strongtie.com.au

Simpson Strong-Tie® New Zealand
Call **09 477 4440**
www.strongtie.co.nz

Simpson Strong-Tie Limited Warranty: For the Limited Warranty that applies to Simpson Strong-Tie products, please consult www.strongtie.com.au/warranty or www.strongtie.co.nz/warranty. To obtain a copy of the Limited Warranty, contact us at info.au@strongtie.com or info.nz@strongtie.com, or at the number provided here. The Limited Warranty contains important disclaimers, limitations and exclusions, and applies only if the products have been properly specified, installed, maintained, and used in accordance with the design limits and the structural, technical, and environmental specifications in the Simpson Strong-Tie Documentation. All future purchases of Simpson Strong-Tie products are subject to the terms of the Limited Warranty in effect as of the purchase date.

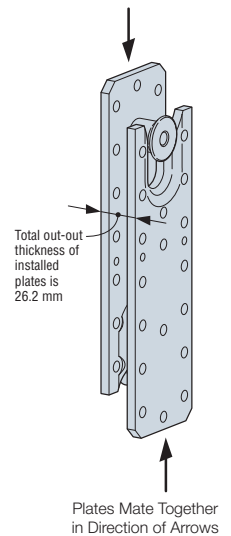
CBH

Concealed Beam Hanger



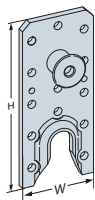
Installation

- Use all specified fasteners.
- Rout carried and/or carrying member according to application needs.
- A 6 mm minimum gap is recommended between the carried and carrying members to prevent timber-timber binding during field assembly. Project specific fire sealant is required at the CBH connection location when considering fire resistance at the CBH connection. Gaps larger than 6 mm may further improve ease of installation but need to be approved by the engineer when considering fire resistance. One- and two-hour fire resistance ratings per ASTM E119 (see L-C-CBHCHAR).
- Do not overdrive SDS screws during fastener installation. Doing so can reduce the clearance for stud engagement and can complicate final installation.
- Pre-drilling lead holes for SDS screws is recommended if wood members tend to split, or if driving the SDS fasteners properly at 90 degrees to the face of the timber member is difficult due to timber grain resistance. Lead holes for the SDS screws shall be 4 mm diameter.
- For installation clearance, an additional 3 mm deep rout allowing for the CBH stud head is recommended in the supporting beam/column face.
- Install CBH plates on carried and carrying members using all specified SDS fasteners
- Mate carried member to carrying member according to installation illustrations.
- In order to ensure smooth installation, care should be taken to ensure that the mating surfaces between the carried and carrying members are precisely parallel with one another.




Product Information

Model No.	Size (mm)	Contents	Box Qty	Individual Barcode	Carton Dim. (W x L x H) and weight
CBH2.37x5.5B-KT	60.2 (W) x 139.7 (H)	(2) backplates, (13) SDS25300 screws and (13) SDS25600 screws	1	707392010746	205 x 260 x 120mm, 1.60kg
CBH2.37x7.63B-KT	60.2 (W) x 193.8 (H)	(2) backplates, (18) SDS25300 screws and (18) SDS25600 screws	1	707392010753	205 x 260 x 120mm, 2.12kg



CBH2.37x5.5B-KT



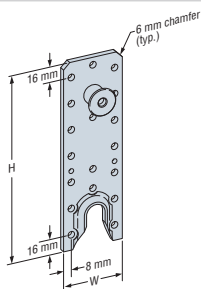
(2) CBH2.37x5.5 Backplates




(13) SDS25300 M6.35 x 75mm



(13) SDS25600 M6.35 x 150mm



CBH2.37x7.63B-KT



(2) CBH2.37x7.63 Backplates



(18) SDS25300 M6.35 x 75mm



(18) SDS25600 M6.35 x 150mm



Designed and Tested

Simpson Strong-Tie® connectors have been designed and tested for use with specific types and sizes of nails or screws. The specified fastener size, type and quantity must be installed in the correct holes on the connector to achieve published loads. Other factors such as the fastener material and finish are also important as the use of incorrect fasteners or misinstallation can compromise the connector performance and could lead to failure. Simpson Strong-Tie has a broad range of fasteners designed to suit our range of connectors.

Simpson Strong-Tie® Australia
 Call **1300 STRONG** (1300 787664)
www.strongtie.com.au

Simpson Strong-Tie® New Zealand
 Call **09 477 4440**
www.strongtie.co.nz

Simpson Strong-Tie Limited Warranty: For the Limited Warranty that applies to Simpson Strong-Tie products, please consult www.strongtie.com.au/warranty or www.strongtie.co.nz/warranty. To obtain a copy of the Limited Warranty, contact us at info.au@strongtie.com or info.nz@strongtie.com, or at the number provided here. The Limited Warranty contains important disclaimers, limitations and exclusions, and applies only if the products have been properly specified, installed, maintained, and used in accordance with the design limits and the structural, technical, and environmental specifications in the Simpson Strong-Tie Documentation. All future purchases of Simpson Strong-Tie products are subject to the terms of the Limited Warranty in effect as of the purchase date.