

SDE

Split Face Mount Joist Hanger

SIMPSON
Strong-Tie



Split Face Mount Joist Hanger

The SDE is a two-piece, width-adjustable joist hanger that can accommodate joist widths from 60mm to 120mm. Each SDE is comprised of one left and one right piece. It is essential to install nails in the base of the joist hanger to ensure a solid assembly.

Features & Benefits

- Manufactured in heavier gauge steel for greater load capacity.
- One joist hanger with adjustable width can handle multiple applications, simplifying purchasing.
- Quick and simple installation.
- Can be installed on solid timber headers.
- Compatible with Strong-Drive® SD screws.

Material


Carbon Steel 2mm thick.

Finish

Z275 Galvanised

Installation

- Use all specified fasteners - Compatible with N10 Connector Nails (38mm x 3.75mm) or SD#10 x 38mm Connector Screws.
- Verify that the header can take the fasteners specified in the table.
- Each SDE piece must also be nailed through the holes underneath the joist.



Simpson Strong-Tie® Australia
Call **1300 STRONGTIE** (1300 787 664)
www.strongtie.com.au

Simpson Strong-Tie® New Zealand
Call **09 477 4440**
www.strongtie.co.nz

Simpson Strong-Tie Limited Warranty: For the Limited Warranty that applies to Simpson Strong-Tie products, please consult www.strongtie.com.au/warranty or www.strongtie.co.nz/warranty. To obtain a copy of the Limited Warranty, contact us at info.au@strongtie.com or info.nz@strongtie.com, or at the number provided here. The Limited Warranty contains important disclaimers, limitations and exclusions, and applies only if the products have been properly specified, installed, maintained, and used in accordance with the design limits and the structural, technical, and environmental specifications in the Simpson Strong-Tie Documentation. All future purchases of Simpson Strong-Tie products are subject to the terms of the Limited Warranty in effect as of the purchase date.

© 2025 Simpson Strong-Tie Company Inc. **F-C-SDE-AUNZ25 05.05.25**

SDE

Split Face Mount Joist Hanger

SIMPSON
Strong-Tie

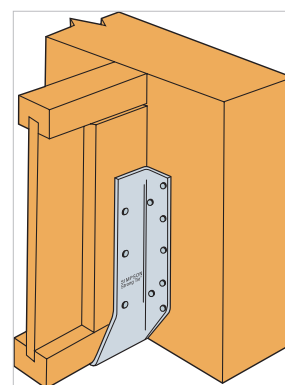
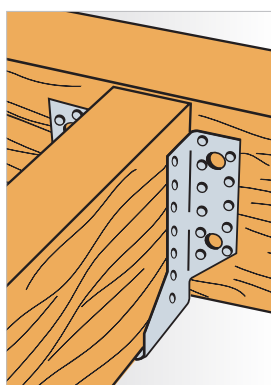

Typical Installation

STEP 1: Locate the SDE and install specified fasteners into the carrying member.

PLEASE NOTE: Don't combine bolts and nails.

STEP 2: Fill all small connector holes with N10 or SD10 fasteners.

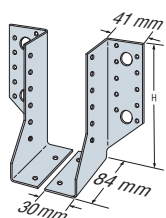
STEP 3: If bottom of top flange of I-joist passes top of connector, you will be required to attach web stiffeners.



Product Information

Model No.	Joist Size (mm)		Dimensions (mm)			Hole Size & Fasteners (No. – Length x Dia., mm)			Box Qty	Barcode Ea	Carton Barcode	Carton Dim. (W x L x H) and weight (kg)
	Width	Height	W	H	B	Face Ø5	Ø13	Joist Ø5				
SDE340/30	60–120	140 – 190	30	138	84	22 – N10 or SD10	4	16 – N10 or SD10	25	3523140454962	3523140930701	230 x 260 x 145, 10.7kg
SDE380/30		160 – 240	30	158	84	22 – N10 or SD10	4	16 – N10 or SD10		3523140632063	3523140424309	230 x 260 x 145, 11.0kg
SDE440/30		190 – 290	30	188	84	28 – N10 or SD10	4	20 – N10 or SD10		5015364292546	3523140525402	230 x 260 x 145, 14.1kg

Dimensions



SDE

Packaging



SDE340/30



SDE380/30



SDE440/30

Compatible Fasteners

Model No.	Size	Box Qty	Point	Head Type	Material & Finish
N10DHDG-R	38mm x 3.75mm	120	Diamond	Full Round	Hot Dip Galvanised
SD10112R100	10g x 38mm	100	Sharp	¼" Hex Head	Mechanically Galvanised



Designed and Tested

Simpson Strong-Tie® connectors have been designed and tested for use with specific types and sizes of nails or screws.

The specified fastener size, type and quantity must be installed in the correct holes on the connector to achieve published loads.

Other factors such as the fastener material and finish are also important as the use of incorrect fasteners or misinstallation can compromise the connector performance and could lead to failure. Simpson Strong-Tie has a broad range of fasteners designed to suit our range of connectors.

Simpson Strong-Tie® Australia
Call **1300 STRONGTIE** (1300 787 664)
www.strongtie.com.au

Simpson Strong-Tie® New Zealand
Call **09 477 4440**
www.strongtie.co.nz

Simpson Strong-Tie Limited Warranty: For the Limited Warranty that applies to Simpson Strong-Tie products, please consult www.strongtie.com.au/warranty or www.strongtie.co.nz/warranty. To obtain a copy of the Limited Warranty, contact us at info.au@strongtie.com or info.nz@strongtie.com, or at the number provided here. The Limited Warranty contains important disclaimers, limitations and exclusions, and applies only if the products have been properly specified, installed, maintained, and used in accordance with the design limits and the structural, technical, and environmental specifications in the Simpson Strong-Tie Documentation. All future purchases of Simpson Strong-Tie products are subject to the terms of the Limited Warranty in effect as of the purchase date.

© 2025 Simpson Strong-Tie Company Inc. **F-C-SDE-AUNZ25 05.05.25**