

# WBT

## Wall Brace Tensioner

**SIMPSON**  
**Strong-Tie**



The WBT Tensioner Kit removes the slack from CFS Strap Bracing

**The WBT Wall Brace Tensioner is an easy to use device that can reduce the slack from cold-formed steel (CFS) strap bracing. With the ability to pull as much as 20mm of slack for a single strap, the WBT can play an important role in reducing deflection in braced wall panels, making installation of cladding easier. Tightening the wall straps is not the easiest jobsite installation task, but this tensioner improves the efficiency of setting the straps to a desired tightness with less hassle.**

### Features & Benefits

- Removes up to 12.7mm of slack from a single strap.
- Can be used on straps up to 32mm wide, 1.9mm thick.
- Max torque on bolt in strap is 13N-m. Do not over tighten.
- Compatible with generic strap and Simpson Strong-Tie® CS Coil Strap.
- Sold in a box of (30) WBT connectors, including (30) bolts and nuts.

### Size & Material

- Connector: 3.0mm, Finish: Z275
- Bolt: M6 (6mm), ASTM A307 Grade A Class 5
- Nut: 10mm Wrench Size, ASTM A563 Grade A

### Load Capacity

- Design strap for net section capacity at WBT hole in addition to other applicable limits states per AISI requirements.



WBT-KT30 Wall Brace  
Tensioner Assembly

Simpson Strong-Tie® Australia  
Call **1300 STRONG** (1300 787 664)  
[www.strongtie.com.au](http://www.strongtie.com.au)

Simpson Strong-Tie® New Zealand  
Call **09 477 4440**  
[www.strongtie.co.nz](http://www.strongtie.co.nz)

**Simpson Strong-Tie Limited Warranty:** For the Limited Warranty that applies to Simpson Strong-Tie products, please consult [www.strongtie.com.au/warranty](http://www.strongtie.com.au/warranty) or [www.strongtie.co.nz/warranty](http://www.strongtie.co.nz/warranty). To obtain a copy of the Limited Warranty, contact us at [info.au@strongtie.com](mailto:info.au@strongtie.com) or [info.nz@strongtie.com](mailto:info.nz@strongtie.com), or at the number provided here. The Limited Warranty contains important disclaimers, limitations and exclusions, and applies only if the products have been properly specified, installed, maintained, and used in accordance with the design limits and the structural, technical, and environmental specifications in the Simpson Strong-Tie Documentation. All future purchases of Simpson Strong-Tie products are subject to the terms of the Limited Warranty in effect as of the purchase date.

© 2025 Simpson Strong-Tie Company Inc. **F-C-WBT-AUNZ25 26.05.25**

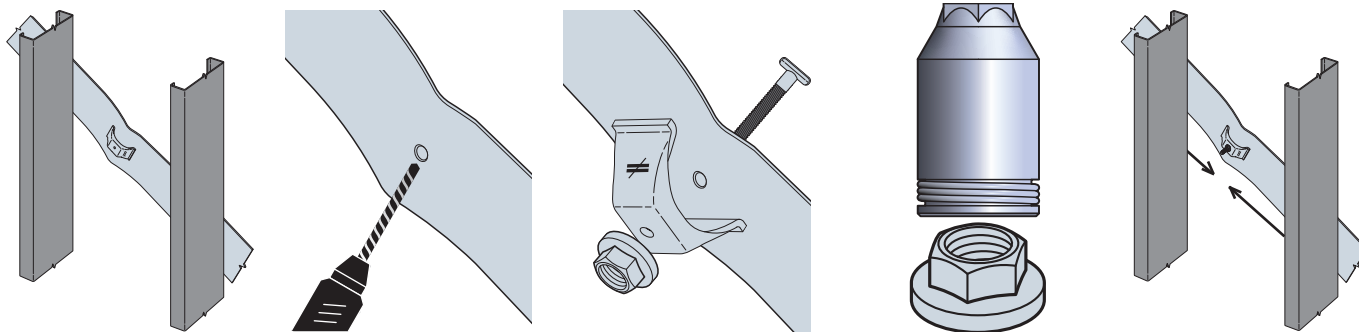
# WBT

## Wall Brace Tensioner



### Installation

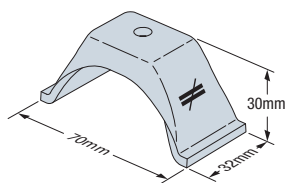
- Place WBT near center of diagonal brace
- Drill a 6mm diameter hole through the center of strap width
- Install bolt through strap hole and WBT with nut facing towards the wall cavity
- Tightening the nut requires 10mm hex head deep socket setter (not included)
- Tighten until the slack is taken out of the strap



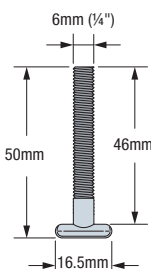
### WBT Wall Brace Tensioner Ordering Information and Dimensions

Model No.	Thickness	Width	Length	Height	Bolt	Coating (Connector)	Coating (Bolt and Nut)	Pack Qty.	Barcode	Pack Dims. weight, w x h x l (mm)
WBT-KT30	3.0mm	32mm	70mm	30mm	6mm	Z275	Zinc (5µm)	30	707392030195	273g, 130 x 125 x 225

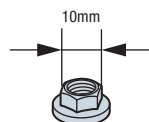
### WBT-KT30 Contents



30x included  
Note: Strap Sold Separately



30x included



30x included

### Packaging



### CS Coiled Strap Ordering Information and Dimensions

Model No.	Thickness	Width	Length	Material	Pack Qty.	Barcode	Pack Dims. weight, w x h x l (mm)
CS18	1.3mm	31.75mm	61m	Z275 Galvanised	1	44315222207	18.7kg, 410 x 420 x 45
CS18S			30m			44315714801	0.97kg, 410 x 420 x 45
CS20	1.0mm		76m			44315465208	17.4kg, 410 x 420 x 45



CS Coiled Strap



CS I.D. Marking



CS Packaging

Simpson Strong-Tie® Australia  
Call **1300 STRONG** (1300 787 664)  
[www.strongtie.com.au](http://www.strongtie.com.au)

Simpson Strong-Tie® New Zealand  
Call **09 477 4440**  
[www.strongtie.co.nz](http://www.strongtie.co.nz)

**Simpson Strong-Tie Limited Warranty:** For the Limited Warranty that applies to Simpson Strong-Tie products, please consult [www.strongtie.com.au/warranty](http://www.strongtie.com.au/warranty) or [www.strongtie.co.nz/warranty](http://www.strongtie.co.nz/warranty). To obtain a copy of the Limited Warranty, contact us at [info.au@strongtie.com](mailto:info.au@strongtie.com) or [info.nz@strongtie.com](mailto:info.nz@strongtie.com), or at the number provided here. The Limited Warranty contains important disclaimers, limitations and exclusions, and applies only if the products have been properly specified, installed, maintained, and used in accordance with the design limits and the structural, technical, and environmental specifications in the Simpson Strong-Tie Documentation. All future purchases of Simpson Strong-Tie products are subject to the terms of the Limited Warranty in effect as of the purchase date.

© 2025 Simpson Strong-Tie Company Inc. **F-C-WBT-AUNZ25 26.05.25**